


DS-290SF38RQ



SIZE	MAX SEAL GAP	MAX LENGTH	MIN LENGTH
16x28	14	1500	220

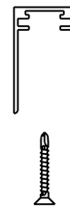
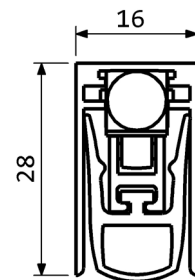
FEATURES AND FUNCTIONALITY

Air draughts, light and dust protection	Steel leaf springs mechanism
Barrier-free access	Low door opening and closing resistance
Energy saving	Acoustic insulation up to 52 dB
Durability up to 1000000 cycles	Smoke leakage < 3 m ³ /m/hr at 25 Pa
Self levelling drop	Suitable for fire doorsets

MATERIALS

Profiles	Aluminium alloy
Gasket	Self-extinguish silicone (working temperatures -40°C/+200°C)
Push button	Brass
Mechanism	Steel

CODE	LENGTH mm	TRIMMING mm	BOX PCS
DS-290SF38RQ400	400	180	50
DS-290SF38RQ600	600	200	50
DS-290SF38RQ800	800	200	50
DS-290SF38RQ1000	1000	200	50
DS-290SF38RQ1200	1200	200	50



**FIXING ACCESSORIES
(OPTIONALS)**

QUICK AND EASY INSTALLATION

Measure the groove length
 Check the product trimming length in the table provided.
 Cut the seal on the opposite side of the activating plunger.
 Place the push button on the hinge side.
 Extract the mechanism and fix the aluminium case into the groove by screws. Reinsert the mechanism up to the locked position.
 Lateral fixing option: the seal can be fixed through the inox brackets P2050.
 Lift height adjustment: extract the mechanism (hinge side) for about 3 cm and screw (to decrease) or unscrew (to increase) the push button. Reinsert the mechanism up to the locked position.
 Find the optimal position opening and closing the door while the seal covers the gap along the entire door length.



PLASTIC COUNTER
PLATE P1830

INOX COUNTER
PLATE P2045KR

INOX BRACKETS
P2050

DIMENSIONS IN [mm] - THE MANUFACTURER RESERVES THE RIGHT TO MAKE TECHNICAL CHANGES WITHOUT NOTICE