



AUTOMATIC DROP SEALS
MASTER LINE - SERIES 12 MM

MAIN APPLICATION
ALUMINIUM DOOR - STEEL DOOR - SECURITY DOOR

DS-146A44RT



DS-146A44RTN



SIZE	MAX SEAL GAP	MAX LENGTH	MIN LENGTH
24x20	12	1500	220

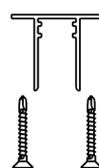
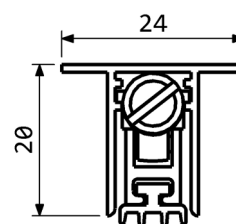
FEATURES AND FUNCTIONALITY

Air draughts, light and dust protection	Self levelling drop
Barrier-free access	Steel leaf springs mechanism
Energy saving	Low door opening and closing resistance
Durability up to 1000000 cycles	Suitable for fire doorsets

MATERIALS

Profiles	Aluminium alloy
Gasket	Self-extinguish silicone (working temperatures -40°C/+200°C)
Push button	Brass / Nickel plated brass
Mechanism	Steel

CODE	LENGTH mm	TRIMMING mm	BOX PCS
DS-146A44RT400	400	180	60
DS-146A44RT600	600	200	60
DS-146A44RT800	800	200	60
DS-146A44RT1000	1000	200	60
DS-146A44RT1200	1200	200	60
DS-146A44RTN400	400	180	60
DS-146A44RTN600	600	200	60
DS-146A44RTN800	800	200	60
DS-146A44RTN1000	1000	200	60
DS-146A44RTN1200	1200	200	60



**FIXING ACCESSORIES
(OPTIONALS)**



PLASTIC COUNTER
PLATE P1830

INOX COUNTER
PLATE P2045KR

QUICK AND EASY INSTALLATION

Measure the groove length
Check the product trimming length in the table provided. Cut the seal on the opposite side of the activating plunger. Place the push button on the hinge side. Fix the aluminium case into the groove by screws.

Lift height adjustment: screw (to decrease) or unscrew (to increase) the push button by a flathead screw driver and find the optimal position opening and closing the door while the seal covers the gap along the entire door length.

DIMENSIONS IN [mm] - THE MANUFACTURER RESERVES THE RIGHT TO MAKE TECHNICAL CHANGES WITHOUT NOTICE