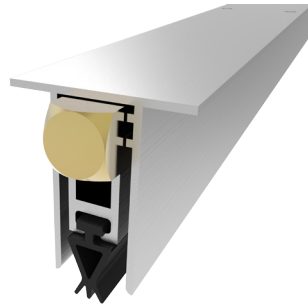


DS-126SF01RQ



SIZE	MAX SEAL GAP	MAX LENGTH	MIN LENGTH
24x27	12	1500	220

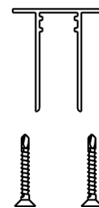
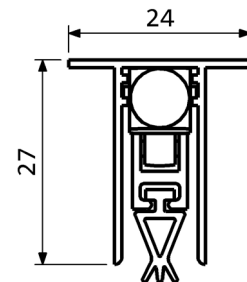
FEATURES AND FUNCTIONALITY

Air draughts, light and dust protection	Self levelling drop
Barrier-free access	Steel leaf springs mechanism
Energy saving	Low door opening and closing resistance
Durability up to 1000000 cycles	Green PVC Compound

MATERIALS

Profiles	Aluminium alloy
Gasket	Self-extinguish PVC (working temperatures -10°C/+60°C)
Push button	Brass
Mechanism	Steel

CODE	LENGTH mm	TRIMMING mm	BOX PCS
DS-126SF01RQ400	400	180	60
DS-126SF01RQ600	600	200	60
DS-126SF01RQ800	800	200	60
DS-126SF01RQ1000	1000	200	60
DS-126SF01RQ1200	1200	200	60



**FIXING ACCESSORIES
(OPTIONALS)**

QUICK AND EASY INSTALLATION

Measure the groove length
 Check the product trimming length in the table provided. Cut the seal on the opposite side of the activating plunger. Place the push button on the hinge side. Fix the aluminium case into the groove by screws.

Lift height adjustment: extract the mechanism (hinge side) for about 3 cm and screw (to decrease) or unscrew (to increase) the push button. Reinsert the mechanism up to the locked position.
 Find the optimal position opening and closing the door while the seal covers the gap along the entire door length.



PLASTIC COUNTER
 PLATE P1830

INOX COUNTER
 PLATE P2045KRV

DIMENSIONS IN [mm] - THE MANUFACTURER RESERVES THE RIGHT TO MAKE TECHNICAL CHANGES WITHOUT NOTICE