



AUTOMATIC DROP SEALS
STANDARD LINE - SERIES 12 MM

MAIN APPLICATION
WOODEN DOOR - SECURITY DOOR

DS-103SF02RT



DS-103SF02RTN



SIZE	MAX SEAL GAP	MAX LENGTH	MIN LENGTH
12x27	12	1500	220

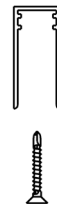
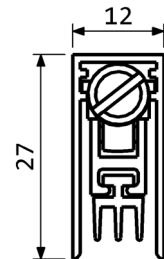
FEATURES AND FUNCTIONALITY

Air draughts, light and dust protection	Self levelling drop
Barrier-free access	Steel leaf springs mechanism
Energy saving	Low door opening and closing resistance
Durability up to 1000000 cycles	Green PVC Compound

MATERIALS

Profiles	Aluminium alloy
Gasket	Self-extinguish PVC (working temperatures -10°C/+60°C)
Push button	Brass / Nickel plated brass
Mechanism	Steel

CODE	LENGTH mm	TRIMMING mm	BOX PCS
DS-103SF02RT400	400	180	70
DS-103SF02RT600	600	200	70
DS-103SF02RT800	800	200	70
DS-103SF02RT1000	1000	200	70
DS-103SF02RT1200	1200	200	70
DS-103SF02RTN400	400	180	70
DS-103SF02RTN600	600	200	70
DS-103SF02RTN800	800	200	70
DS-103SF02RTN1000	1000	200	70
DS-103SF02RTN1200	1200	200	70



**FIXING ACCESSORIES
(OPTIONALS)**

QUICK AND EASY INSTALLATION

Measure the groove length. Check the product trimming length in the table provided. Cut the seal on the opposite side of the activating plunger. Place the push button on the hinge side. Extract the mechanism and fix the aluminium case into the groove by screws. Reinsert the mechanism up to the locked position. Lateral fixing options: the seal can be fixed through the inox brackets P2050 or the inox end caps P1645.

Lift height adjustment: screw (to decrease) or unscrew (to increase) the push button by a flathead screw driver and find the optimal position opening and closing the door while the seal covers the gap along the entire door length.



PLASTIC COUNTER
PLATE P1830



INOX COUNTER
PLATE P2045KRV



INOX BRACKETS
P2050



INOX END CAPS
P1645

DIMENSIONS IN [mm] - THE MANUFACTURER RESERVES THE RIGHT TO MAKE TECHNICAL CHANGES WITHOUT NOTICE